


The 3 start-up hurdles for foreigners

aroundandroundwego.com



The big 3



The simple answer

Phone number

Easiest to get and could be sent before leaving.

1

Apartment

Could sign before leaving or get after coming.

2

Bank account

Need all information and alien card to create the account.

3

Phone number

Disclaimer

To get a phone number, you will need a visa and possible COE. They give you an option of pick up or delivery. You might have to get a sim card too.



Sakura Mobile

It is has highest admin fees. It can be bundled with home WIFI.

ISP: Docomo

GTN Mobile

Is under the GTN Network. It can be bundled with home wifi.

ISP: Rakuten Mobile

Mobal Mobile

Mobal offered delivery to the US. They required a visa to get it delivered It is only has phone plans.

ISP: Softbank

Apartment Hunting


GTN Rent

This is the most popular form to find an apartment and can . This is easiest for foreigners because the apartments there are for foreigners.



JECTO

They are here and common where I'm at. You have to know Japanese because the contract and agents speak in Japanese, but you can find help.



Other/local option

If you are able to get an airbnb or a hotel for a while. You can try to find local companies that are having houses for rent.



Advice

Look at your apartments before saying yes

The apartment listed might not look the same after you get here. So, consult with your agent to do a tour. Once you sign the contract, there's no takesies backsies. You will have to pay the cancellation fee



Double Read the final contract

Confirm ALL information is correct and agreed in the contract that was is the conversation. Do NOT pay or sign anything you don't agree on. The agent and the landlord could have different contract in mind.

Advocate for yourself

This is where you will be living. You should enjoy what you want. Be realistic and don't waiver on your demands. If needed, reevaluate your priorities.

Important Vocabulary (simplified with American English Terminology)

- 1. Guarantor - Cosigner**
- 2. Emergency Contact- Emergency contact**
- 3. Key Money - Thank you landlord money**
- 4. Deposit - Security deposit**
- 5. Upfront payment - 1 month's rent upfront**
- 6. Guarantor fee - Cosigner fee**
- 7. Agency Fee - The Agent's commission/fee**
- 8. Cancellation fee - 2 months rent**

Things for apartment signing


**All Visa and
travel
documentation**



**Signature/
Hanko**



Payment Option
Still a cash-based
Society



Immigration Office after Move-In


2 week timer

You have two weeks after moving in to get to immigrations.



Bring all documentation

Have too much than too little. Will need lease paperwork, passport, COE, and employment contract minimum.



Take the whole day off

This is a timely process depending on the office. I did mines in 3 hours, including waiting time.



Sign up for insurance/ my number card

Sign up for NHI there or opt out if you have private health insurance.




Make sure your name is correct!

Get Yourself a Bank Account

- 1. Select your bank account**
 - a. If you are coming with a job, you can go with what they recommend**
- 2. Documents**
 - a. Alien/My number Card**
 - b. Contract of Employment**
 - c. Social Security Card**
 - d. Passport**
 - e. resident certification (optional)**
- 3. Assistance**
 - a. Have someone who's bilingual**

Banking Advice





**Get Passbook/
Cash Card**



**Get the
banking App**



**Look at the
ATM Policies
and partnered
ATMs**



*You
made it!*